



44% - odds of winning a hand of blackjack

33% - odds of your project getting done on time¹

In today's acquisition environment you've got a better shot of winning in Vegas than you do of keeping your project on schedule and within budget. Our projects face countless external and internal obstacles that threaten cost and schedule performance. The more you know and the sooner you know it can make the difference between being one of the three who pull it off and one of the majority that don't.

Our PDB² (Project Database/Dashboard) applications allow you to see around corners, to anticipate trouble before it materializes, and to take action with the benefit of full and complete knowledge of your project – helping you beat the odds.

WHAT MAKES TTJ&B UNIQUE?

We bring the power of innovative modeling techniques and analytical expertise to bear on projects - turning static data into dynamic information whereby projects are more intelligently understood, more efficiently directed, and more productively executed. Getting things done faster, smarter and with fewer resources. We throw technology and innovation at your analytical challenges, not people. That results in high efficiency solutions that generate big results for far less money - and that equals value.

FOR MORE INFO:

www.ttjbinc.com

contact@ttjbinc.com

303.841.3415

TTJ&BINC.

QUESTIONS & ANSWERS

PDB² Features & Benefits

Q. What is a PDB² application?

A. PDB² (Project Database/Dashboard) applications integrate data from multiple sources into a single relational database accessed through an interactive dashboard – making large volumes of data very easily accessed, visualized and understood.

Q. What data can we access through a PDB² application?

A. Any project data can be incorporated into a PDB² app. Project financials, detailed schedules, risk management reports, technical specs and metrics, EVM reports, etc – any data of interest.

Q. How do we keep our PDB² application populated with the most current data?

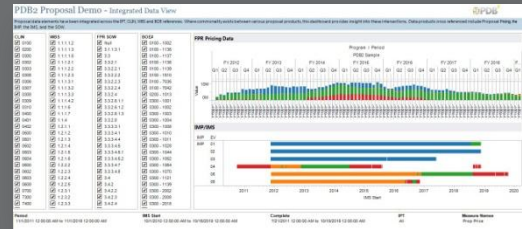
A. We maintain your PDB² application by updating its data elements as new revisions are released by the project. With each data update a new PDB² file containing the latest project data is constructed and released.

Q. How much does it cost?

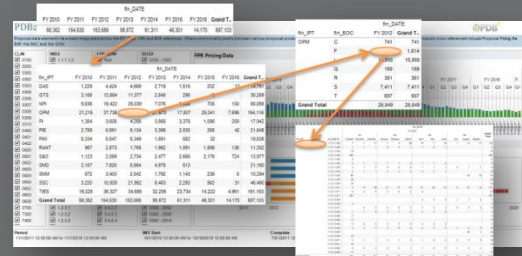
A. Pricing is simply based on (1) the number of independent datasets to be drawn from, and (2) the frequency at which these datasets are updated. Typical monthly costs range from \$3,500 to \$10,000.

Q. System Requirements?

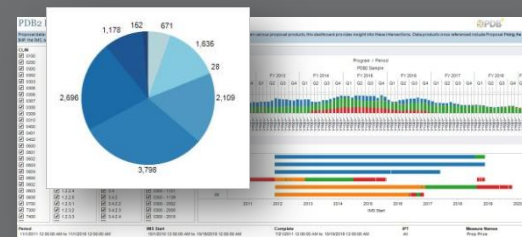
- A.**
- MS Windows 2000, XP, Vista or 2007
 - Tableau Reader 6.0 (freeware)



Data from multiple disciplines and sources are integrated in a PDB² app. A single click can reveal all of the cost, schedule, risk and technical data associated with a single item.



PDB² apps make large volumes of data manageable and accessible. Just point and click to drill down into deeper and deeper levels of detail.



We work with you to establish unique interpretive and diagnostic views of your data – making your PDB² app a powerful management tool.



Easily generate reports and graphical views for inclusion in presentations or required deliverables.